




Arnold Rifle & Pistol Club – IDPA

Sit in shoot

Course Designer: Will Steffen

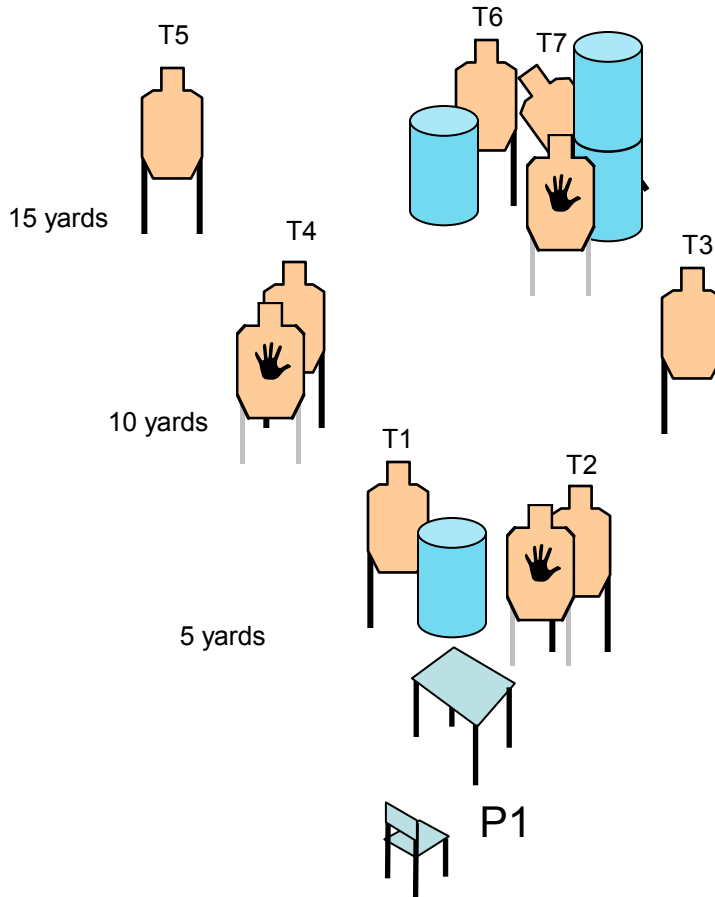


SCENARIO: You are sitting at a picnic table admiring the view, when a mess of knife wielding hooligans begin to wreak havoc on everyone around you. You need to stop the threat.

GUN READY CONDITION: Loaded to division capacity and placed on table. Hands on knees. Must start seated at P1. You may stand, but all shots must be from behind table.

STRINGS: 1 String
SCORING: 14 rounds min, Vickers
TARGETS: 7 threat, 3 non threat
SCORED HITS: Best 2 per paper
START-STOP: Audible - Last shot
RULES: Current IDPA Rulebook
COVER GARMENT: Required


STAGE PROCEDURE: At signal engage targets in tactical priority. (near to far) T1-T2, T3-T4, T5-T7 from P1 with two rounds each.



Setup Note: Make sure to eliminate all shoot through potential



Arnold Rifle & Pistol Club – IDPA
Nothing Fancy Standard
Course Designer: Will Steffen

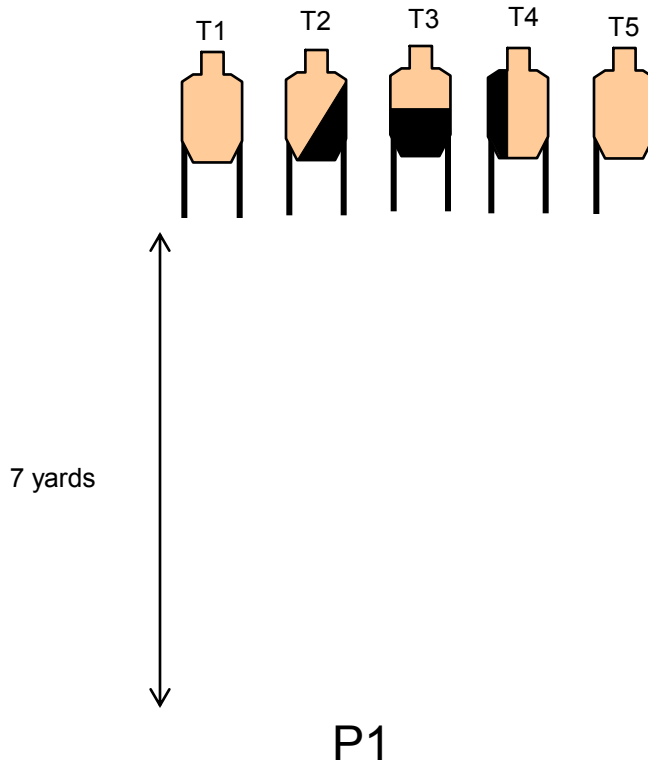


SCENARIO: Standard shooting freestyle, reload with retention then strong hand, then weak hand.

GUN READY CONDITION: Loaded to division capacity max. Standing at P1. Hands at side.

STRINGS: 1 String
SCORING: 15 rounds, **Limited Vickers**
TARGETS: 5 threat,
SCORED HITS: Best 3 per paper
START-STOP: Audible - Last shot
RULES: Current IDPA Rulebook
COVER GARMENT: Not Required

STAGE PROCEDURE: At signal engage T1-T5 with one shot each freestyle. Perform a reload with retention and engage T1-T5 strong hand only. Perform a reload with retention and engage T1-T5 weak hand only. **LIMITED VICKERS**






Arnold Rifle & Pistol Club – IDPA

Tough Buggars

Course Designer: Will Steffen

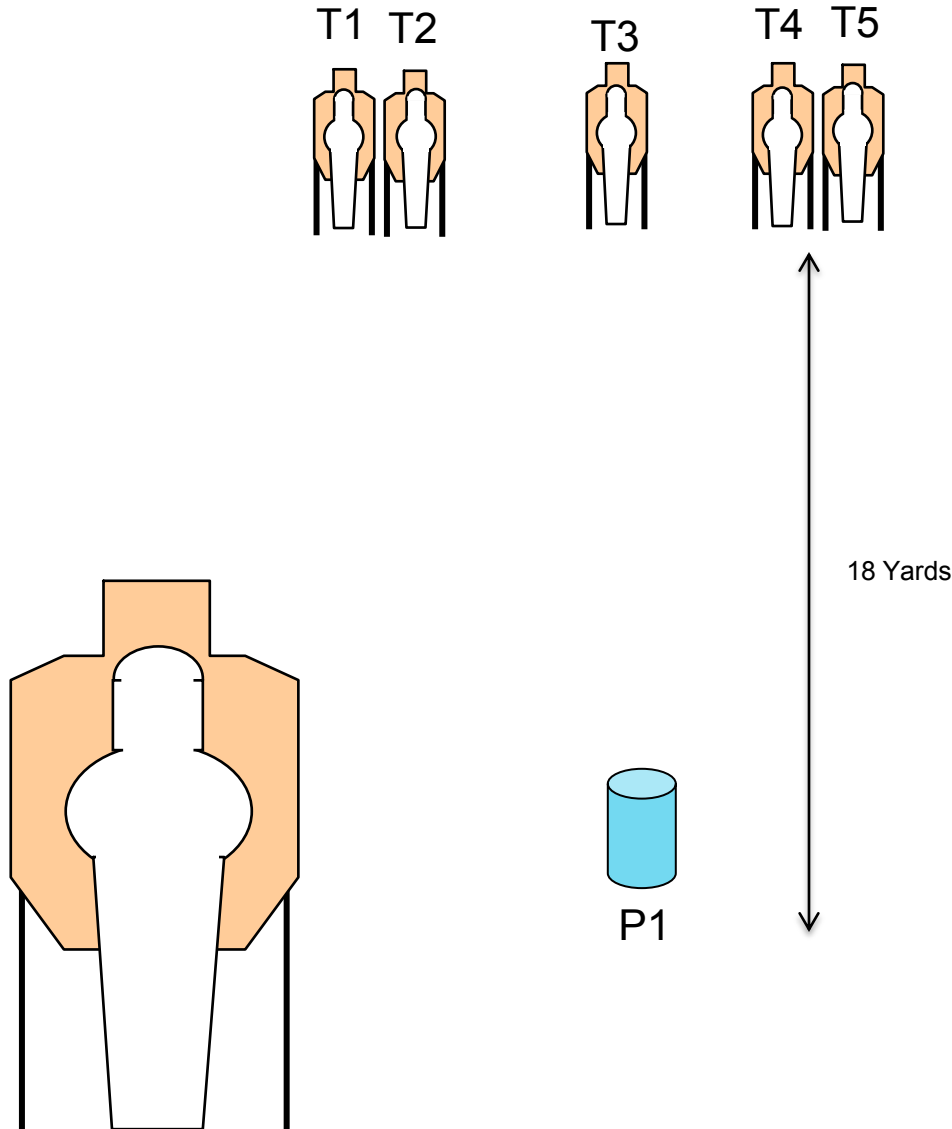


SCENARIO: While walking to your car one late night a mess of cricket bat wielding hooligans attempt to pummel you. They are hiding behind their bats as cover. Shoot the hard cover and they will drop the bat, or just shoot around it.

GUN READY CONDITION: Gun loaded to capacity holstered. Facing up range hands above shoulders.


STRINGS: 1 String
SCORING: 10 rounds min, Vickers
TARGETS: 5 threats
SCORED HITS: Best 2 per paper
START-STOP: Audible - Last shot
RULES: Current IDPA Rulebook
COVER GARMENT: Required

STAGE PROCEDURE: At signal engage T1-T5 in any order with two rounds each. **STEEL DOES NOT NEED TO FALL.**





Arnold Rifle & Pistol Club – IDPA
Strong Hand & Weak Hand Standards
Course Designer:



SCENARIO: Position P2 directly behind barrels Targets are 7 yards behind barrels.

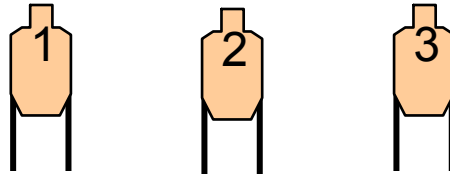
GUN READY CONDITION:

String 1: Standing at P1 gun loaded to division capacity, holstered, hands naturally at sides.
String 2: Standing at P1 gun loaded to division capacity, gun in weak hand at low ready

STRINGS: 2
SCORING: 12 rounds min, Limited Vickers
TARGETS: 3 threat
SCORED HITS: Best 2 per paper
START-STOP: Audible - Last shot
RULES: Current IDPA Rulebook
COVER GARMENT: Required


STAGE PROCEDURE

String 1: At signal draw and engage targets with 2 rounds each strong hand only.
String 2: At signal engage targets with 2 rounds each weak hand only.





Arnold Rifle & Pistol Club – IDPA
Near to Far and Side to Side
Course Designer:



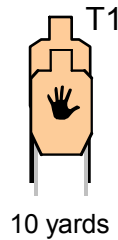
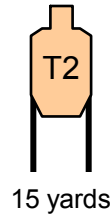
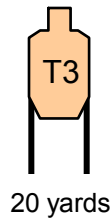
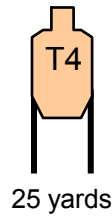
SCENARIO: Crazy hooligans grab your Mother-in-law. Take them out.

Place no-shoot to completely cover center down 0.

GUN READY CONDITION: Gun is loaded to division capacity and holstered. Hands naturally at sides.

STRINGS: 1
SCORING: 12 rounds min, Vickers
TARGETS: 4 threat. 1 No- shoot
SCORED HITS: Best 2 per paper
START-STOP: Audible - Last shot
RULES: Current IDPA Rulebook
COVER GARMENT: Required

STAGE PROCEDURE: At signal engage the threats with 3 rounds each.






Arnold Rifle & Pistol Club – IDPA

Walking the dog

Course Designer: Will Steffen



SCENARIO: While out for a stroll with Fido a band of rabid coyotes attack. Get back home while taking out the crazy Canis Latrans.

GUN READY CONDITION: Gun loaded to division capacity and holstered. Weak hand holding dog leash.

STRINGS: 1 String
SCORING: 18 rounds min, Vickers
TARGETS: 9 threat
SCORED HITS: Best 2 per paper
START-STOP: Audible - Last shot
RULES: Current IDPA Rulebook
COVER GARMENT: Required

STAGE PROCEDURE: At signal drop leash and engage T1-T9 while moving to P2 with two rounds each. No shots after you reach P2. All shots must be moving. **SHOOTING THE WALL AWARDS YOU WITH A DQ.**

